



In Focus

PHOTO GROUP NEWSLETTER

What's In This Issue

Content	Pg.
Photo Group Diary	1
Help Needed	2
Tuesday, April 12th 2011	2
Tuesday, May 10th 2011	2
Tuesday, May 24th 2011	4
POINTSCORES: May 2011	7
<i>Colour Prints</i>	7
<i>Monochrome Prints</i>	8
<i>EDI</i>	8
<i>Small Prints</i>	8
<i>EDI Freestyle</i>	8
Small Print "Tell A Story" Competition	8
Photo Marketing Association (PMA) 2011 Exhibition	9
Backyard Wildlife Photography Competition. ..	9
Vivid Sydney 2011	9
2011 Moran Portraiture Prize Winner	10
Auction Night	10
The Techno Shop	11
Quick Tips	12

Photo Group Diary

June 2011

- Tues 14th Images From Antarctica.
- Tues 21st EDI Competition Entry Closing Date.
- Tues 28th Competition: "**Open**"
No EDI Freestyle Competition
Closing Time: 7.15pm. No Print Entry will be accepted after this time.

July 2011

- Tues 5th Photographic Planning Group Meeting
- Thur 7th Combine Meeting with Movie Makers.
Theme; "Transport" Prints, Images, Slideshows and Videos.

CLUB MEETINGS

2nd and 4th Tuesday of Each Month
at 7.30pm

FIGTREE HEIGHTS PRIMARY
SCHOOL

St Georges Avenue & Lewis Drive
FIGTREE

Vehicle entrance via Lewis Drive
FIGTREE

UBD Map: 34 Ref: P6

Club Address: **P.O Box 193**
FIGTREE, NSW. 2525

Phone Contact:
Geoff Gray 0403 448 256

Club Website:
<http://www.wollongongcameraclub.org.au>

Enquiries:
photogroup@wollongongcameraclub.org.au

Competition Entries by email
photocomp@wollongongcameraclub.org.au

Photo Group Newsletter Editor:
editor@wollongongcameraclub.org.au

It has been noted that there are a couple of members who haven't renewed their 2011 membership. Please see our Treasurer, Geoff, who will gladly advise you of your status.



We welcome the following new members to the Photographic Group:
Joe Baez and Lisa Matuzelis

Help Needed

This Newsletter's editor will be away from the desk for an extended period from mid August to late September 2011 and is requesting assistance in the coverage of the Photo Group's Activities. From time to time some members have been asked to assist where they can. This time it's an extended period. Notes and possible photos from the various meetings would be required. You wont be required to assemble the Newsletter. This will be accomplished when the editor returns. The editor just needs someone/s to report the action. If you're interested then please contact the editor via email at: editor@wollongongcameraclub.org.au Thank you.

Tuesday, April 12th 2011

Mark Kelly the speaker on this night in respect to Fine Art Photography has sent the club additional information. Mark 's email indicated that members might be interested in visiting these websites:

- μ The Luminous Landscape; <http://www.luminous-landscape.com/index.shtml>
- μ Alain Briot – Fine Art Photography & Tutorials; <http://www.beautiful-landscape.com>
- μ Louise Mann Photography; <http://www.louisemann.com>
- μ Christian Fletcher Photo Images; <http://www.christianfletcher.com.au>
- μ Peter Eastway's Better Photography Magazine; <http://www.betterphotography.com>
- μ 1X Innovations; <http://1x.com>

Mark was also asked a question about "Stamp Visible/Stamp Selected". Mark has provide the following information:

The Ctrl+Alt+Shift+E (PC) / Command+Option+Shift+E (Mac) shortcut is the 'stamp visible/stamp selected' tool. Unfortunately there is no menu button for it, and can only be accessed with the shortcut keys.

This works by taking a snapshot of all the current layers & inserts on top as a new layer - its like a "flatten layers", but keeps all the current layers intact.

Tuesday, May 10th 2011

This evening Kathy Pond opened the meeting extending a warm welcome to the 30 members, 2 visitors and to our guest speaker, Des Crawley. Kathy commented that one of the visitors had also applied for club membership. Kathy mentioned the following for the members' attention:

- μ Next Competition, May 2011, is a set Subject, "Transport" All entries must meet the guidelines set out in the programme. EDI Entries close on the 3rd Tuesday of the month. All Print Entries must be in before 7.15pm or they will be rejected;
- μ Competition Entry Forms. Entry Forms must be submitted by the entrants including the EDI's on the Competition Evening or prior by email to the EDI Steward. The Entry Form has been reprinted with Entry Details on the back of the Form;
- μ Photo Group Auction Evening. Recently donated items and any other items members would like to donate for auction will occur on Tuesday, August 9th. This is the same evening as the Macro/Close-up Photography night and a segment on freeware software for photographers. So bring your money and bring your camera as there will be Table-top set-ups for members to use;
- μ "Tell A Story" Competition scheduled for November. Each of the three (3) images in the Small Print section are to a maximum of 6" x 4" sized prints on one mounting;
- μ Kathy reminded all that Geoff Gray is still producing Photographer ID Tags (\$2.00 each) and that Membership Fees are overdue. Please see Geoff for either of these items;
- μ Competition Awards. Kathy handed out the Competition Awards for the April 2011 and previous competitions.

Bruce Shaw mentioned the results of the recent Helensburgh Photographic Club and Wollongong Camera Club Annual International Interclub. Helensburgh won the pointscore. Bruce encouraged members with Internet access to visit the judge's website to gain an insight into his judging comments. A DVD of the judging has been produced and Geoff Gray has a copy for any member wishing to view. Bruce also asked if the members wanted to continue with this exchange later in 2011.

Craig Parker was then asked to introduce our guest speaker for this evening, Des Crawley. Craig commented that he scanned the Internet for background information on Des, quickly realising that Des has accomplished much in both the academia land and the Photographic world. Des is "retired" but continues to educate photographers with his lectures and judging, especially in the area of Creative Photography. He is an Emeritus Professor of the University of Western Sydney, Adjunct Professor of RMIT University, Honorary Fellow of the Australian Institute of Professional Photographers (AIPP) and Patron of the St. George Leagues Club Photographic Society. His work has been exhibited across Australia and overseas in UK, New York and the Peoples' Republic. In retirement Des continues to work tirelessly at improving his already impeccable photography and readily shares his passion with anyone who has an open mind and will stand still long enough.



Then it was Des' turn to take the floor. Des thanked the club for the invitation and that he would be trying to encourage everyone in the "Nature of Portfolio". He asked where does he begin after such an introduction and that over the next five to six hours he would be taking the audience down a photographic road that will challenge and confront everyone. Des added that there is about a 1,000 photographers in New South Wales that have or are creating portfolios and he is currently working with 3 other clubs in developing Portfolios.

It is difficult to report this evening's talk in a subjective manner especially when Des is continually challenging everyone about their photography. Des said that he wants to encourage change in every photographer though the rate of change will be different for each person as they grow in their photographic skills and thinking. In many ways the evening was emotionally charged as Des confront everyone, particularly those in the front couple of rows.

Des then introduced the rest of the evening's talk with the following objectives:

- μ Distinguishing visual culture whether its documentary, research or conceptual;
- μ Identify the relevance and value for clubs to grow;
- μ Relationship between the "idea" and language of photography;
- μ Explore the characteristics of conceptual photography and personal growth;
- μ The role of the Portfolio;
- μ The Challenge.

Des took a good look at the audience and asked, "Where are all the young people?" He said that today's youth are taught in school today the above objectives and yet these objectives are totally foreign in camera club. Des continued to say these objectives are alien to how camera clubs and the camera movement operate and it is precipitated through competitions and camera club judges. Entrants "need to be visual" to win the points to win with creativity often being the casualty.



Des posed his first question for the evening, "What do you see when you look at a photograph?" Des commented that there are makers and takers of pictures. Are you able to distinguish between the two? Are you able to identify which one you are, Maker or Taker? Des showed a series of images and asked to the audience to say what they saw in each image, emotions, conceptually. Des called on us all to use our power of interpretation and to look closer at the images. One thing that stood out during this section was the lack of knowledge we have of the classic photographic images and their photographers as everyone can learn a lot from any one of these photographers.

Des said that for 50 years he got out of bed between 4 and 6am each day as this is when the real academic work was accomplished. Des strongly recommended that everyone visit the New York Times Lens blog (<http://lens.blogs.nytimes.com/>) for the best images in the past 24 hours, many of which will not be published in the Print Media. Des commented that this represented the "Art of Photography". He spoke about the meaning and intention of the photograph adding that an image description has technical terms, design and composition and visual literacy terms.

Des said that Shakespeare transcends time and space, it's universal, and he creates images by words. Des said that photographers must create images to communicate their story. Today's culture is a "point and shoot" and Des commented that photographers have to work with an idea to break this culture. He then added that photography is the power of observation not the application of technology.

Des related many stories throughout the evening. In one particular story Des related the ultimate judgement on a photographer's pictures. Des described the scene, a Photo Image Retail, with a customer wanting to collect their pictures being told by the retail staff "Your photos were crap. We threw them out". Ouch!

Des said that the use of a Photo Editing tools to produce an image is not creative photography. The usage of "tools" does not celebrate the idea but rather its part of the technical finesse. Rather Des suggested that photographers should be looking at the great documentary photographers of the past and present if they want to grow as a photographer.

Des then spoke about the Road Map To Portfolios:

1. Top Level, The "Concept/Idea". We must start here.
2. Representation. This is the next layer down. It's the next "Test" in identifying the Idea.
3. Technical Language. How the photographer will express the idea.

Des continued with the theme that photography is essentially a communicative art. He demonstrated this with a number of images of "signs". This was both entertaining and enlightening.

Des wrapped up his talk with the weaknesses when photographer/s failed to:

1. Distinguish between novelty and creativity;
2. Take a lot, edit more;
3. Experiment and learn from their mistakes;
4. Time Management;
5. Being egocentric;
6. Research the subject, topic or idea;
7. Break the Rules;
8. Abandon the competition ethos;
9. Use Expressive Language; and
10. Abandon club culture.

Des finished with challenge for each member of the audience to take on the Portfolio mantle.

The evening was confronting, challenging our ideas towards club competitions, the way photographers view their images and to break out of the camera club culture. Thank you Des. You have left us a lot to think about.

Tuesday, May 24th 2011

Kathy Pond opened the evening's meeting with a welcome to members and visitors.

Kathy then reminded the members of:-

- Craig Parker will be presenting a session on June 14th on his visit to Antarctica (once he has sorted through his 17,000 images!!)
- Thursday July 7th will be a combined meeting of Transport images and movies with the Movie Makers and Photographic Group.

- FCC F-Stop Magazine is available.
- Congratulations to Barry Daniel - 2nd Place in Shellharbour Council Photographic Competition "In Your Backyard"
- Kathy presented the Merit and Credit awards from the April Competition.
- Geoff announced the Results of the May Transport EDIs and the Freestyle EDI Competition with a reminder that the Freestyle Competition is always an Open Competition, though one can follow the Theme subject if they wish to.
- Greg asked for a show of hands to indicate who may be interested in being involved in 2012 with a Portfolio Exercise after the very successful visit of Des Crawley.

President Craig Parker introduced the judge for the evening, Bob Milo from Milton Ulladulla and gave us the background of Bob's photographic experiences. Since 2000 Bob has been involved in the Camera Club movement when he joined the Ryde-Eastwood Leagues Camera Club. Then in 2044 he joined the Federation of Camera Clubs (NSW) - FCC – Committee taking on many Committee roles over the next 5 ~ 6 years. Bob's dedication to the Photographic Fraternity is evident when he completed the FCC Judge's Course and has travel over 4,000 klms visiting NSW country clubs in the capacity of both judge and lecturer attempting to expand photography in country NSW. Bob has been active in establishing new Camera Clubs, Dooleys and the Eastern Suburbs Photographic Society to name a few. In 2009 Bob and his wife Jane moved to the South Coast and settled at Milton, establishing his own photographic studio specialising in wedding and portraiture. He is now a member of the Milton Ulladulla District Camera Club as well as the Milton Video Club. Bob is a full accredited member of the Australian Institute Of Professional Photographers (AIPP), also received the Federation Of Camera Club's NSW Service Award (FCCSA) and remains a qualified FCC judge.



Bob commenced with the judging of the Small Prints and asked, "What is transport?" Is it a destination or a physical method of movement? Bob said that he would be looking at this, as the Theme for this evening is "Transport".

Bob advised the audience that some images were a bit too tight in the frame and some space was needed for the transport to move into. Bob said we photographers need to be careful when framing our image and as we move from being a picture taker, to an image-maker. The photographer has to think about the photo and what they wish to convey to the viewer.

Bob said that photographers use leading lines to get the eye to follow to the point of interest. Most lines lead from left to right. Some images were well seen and often the pattern of the transport in your images has put creativity into your shot. Bob commented that he was looking for the "WOW" factor that made an image stand out.


One tip Bob offered was that when a photographer is shooting in stark conditions, then perhaps try and take a meter reading off the sand and not the white of the water. The same applies to snow. This gives you an option of apertures to shoot in for better results.

Bob liked the way the author had introduced motion into their train image, giving an impression of speed and movement. Often the simple images were very effective such as the pair of Roller Skates by themselves.

A night image of a traffic jam of red taillights showing was well done. Bob said that this image screams out "STOP". Often changing your stance will give a better shot, such as the image of the train platform when the author has got down low and blurred the image of the train to convey motion. One can still see the passengers as they walk towards the camera. Sometimes the photographer may need a fill flash and not the flash on your camera.


Using an overcast sky to take photos is a good idea as it is like having a big soft box to photo images in and gives a nice lighting effect.

EDI (Electronic Displayed Images): 46 Entries received from 23 Entrants.

	<p><i>Best In Section:</i> “Hong Kong Traffic”, Barry Daniel</p>
	<p><i>Merits (4):</i> Stephen Balson, Sandra Bennets, Barry Daniel, Craig Parker</p>
	<p><i>Credits (8):</i> Stephen Balson, Sandra Bennets, Dawne Harridge (2), Rob Martin, Vivienne Noble (2), Vicki Packer</p>

The EDI Freestyle Competition was an “Open”.

EDI Freestyle (Electronic Displayed Images): 15 Entries received from 8 Entrants.

	<p><i>Best In Section:</i> “Hand Basin”, Jo Raseta</p>
	<p><i>Merits (2):</i> Rob Martin, Jo Raseta</p>
	<p><i>Credits (4):</i> Wayne Nanasi (2), Kathy Pond, Jo Raseta</p>

POINTSCORES: May 2011

The 2011 Competition continues to produce some very interesting interpretations. The May Competition was the third Set Subject for 2011. In the past the Set Subject Competition Entries usually dropped off however this year theses Entries are matching those received in the “Open” Competitions.

Colour Prints

Phil Frkovic	39	Helen Robinson	22	Joe Baez	9
Colin Marshman	36	Bill Mowbray	21	Norm Melvin	8
Stephen Balson	32	Max Baez	20	Tera Wheway	8
Craig Parker	32	Kathy Pond	20	April Quinn	7
Jo Raseta	31	Val Porter	18	Sandra Bennets	6
Dawne Harridge	30	Allayne Foley	16	Martin Cook	4
Vicki Packer	29	Sandra Bennets	14	Jim Ollis	4
Vivienne Noble	26	Laurie Fullerton	13	Tony Reynolds	4
Geoff Gray	24	Eunice Daniel	12	Roy Arneman	2
		Barry Daniel	10		

Monochrome Prints

Craig Parker	47	Geoff Gray	21	Laurie Fullerton	14
Colin Marshman	41	Bill Mowbray	20	Kathy Pond	14
Dawne Harridge	30	Vicki Packer	20	Vivienne Noble	11
Stephen Balson	26	Max Baez	19	Eunice Daniel	6
Jo Raseta	24	Sandra Bennetts	19	Joe Baez	4
Helen Robinson	24	Allayne Foley	16	Sandra Bennets	4
Val Porter	22			Norm Melvin	2

EDI

Stephen Balson	40	Jo Raseta	24	Lynley Olsson	12
Craig Parker	36	Bruce Shaw	24	Sandra Bennets	10
Barry Daniel	32	Cathy Ashcroft	20	Sandra Bennetts	10
Dawne Harridge	30	Kathy Pond	20	Mahendra Parekh	10
Bill Mowbray	29	Siegfried Clever	18	Sue Souter	6
Rob Martin	28	Vivienne Noble	18	Greg Delavere	4
Tera Wheway	27	Warren Causer	16	Allayne Foley	4
Vicki Packer	26	Val Porter	14	Wayne Nanasi	4
John Zamuner	25	Sue Shaw	14	Chris Butcher	2
		Carol Benjamin	12		

Small Prints

Cathy Ashcroft	34	Brooklan Frkovic	25	Loreen Whiddett	10
Sue Souter	30	Lynley Olsson	24	Deb Finlaison	8
Siegfried Clever	29	Gail Grant	21	Wayne Nanasi	6
John Zamuner	28	Mahendra Parekh	18	Michael Cherviakov	4
		Warren Causer	12		

EDI Freestyle

Jo Raseta	20	Bill Mowbray	12	Chris Butcher	2
Rob Martin	15	Kathy Pond	8	Dawne Harridge	2
Bruce Shaw	14	Wayne Nanasi	6	Mahendra Parekh	2
Sandra Bennetts	12	Vivienne Noble	5	Vicki Packer	1
		Sandra Bennets	2		

The next competition, June, is an Open Competition. There is **NO** EDI Freestyle Competition for June. Please remember that all Prints entered on the night must in before 7.15pm, otherwise they will not be accepted. Entry Forms for all classifications, EDI's included, must also be handed in.

Members entering the EDI Sections are requested to enter only the "Title" of the Entry on The Entry Form. A number of members are including the web title on the Form. The Competition Pointscore Steward is having some difficulties reading the Entry's "Title" from the limited space provided to write the "Title".

Small Print "Tell A Story" Competition

The diagram below is a suggestion for Entrants in the Small Print Section for November's "Tell A Story" Competition. The guidelines are that each entrant is only allowed one (1) Entry in the Sections they enter. For the Small Prints the Photographic Group Planning Committee have defined the format for the Small prints. Each image is to be a 6"x4" (15x10 cm) image on a single mount. How you display your images is up

to the entrant provided the guidelines are followed. This may mean that your Small Print Mount will be larger than normal. Should you have any queries then please contact anyone on the PG Planning Committee to clarify your query. Competition Evening could be too late!

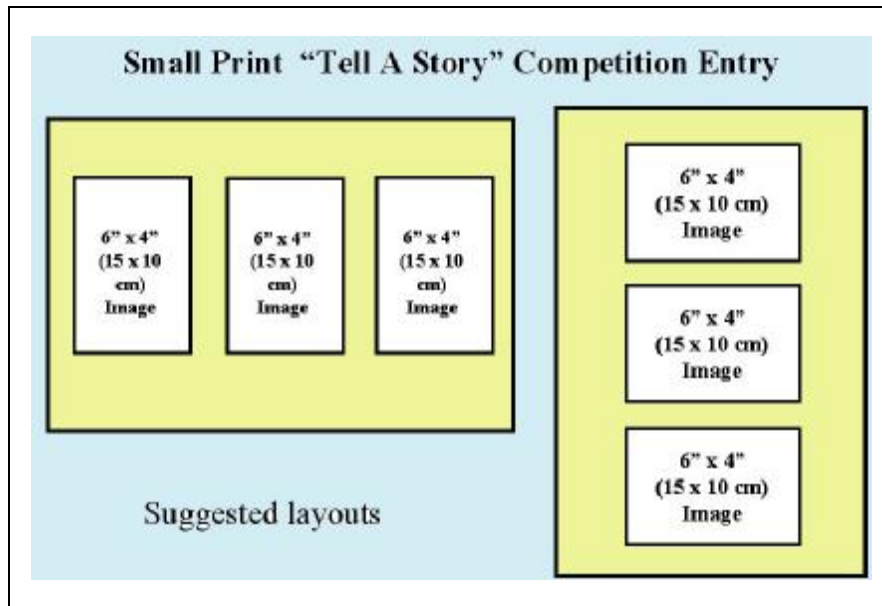


Photo Marketing Association (PMA) 2011 Exhibition

The 2011 PMA Imaging and Entertaining Expo will be held at Darling Harbour from June 23rd to 26th 2011. The Expo features Photo Exhibitions, hosts seminars and features the latest imaging products from around the world.

For further information and a free pass to the Saturday or Sunday Expo, then visit the PMA website at:
www.pmaaustralia.com.au

Backyard Wildlife Photography Competition.

The Shellharbour City Council's 2011 Backyard Wildlife Photography Competition received over 70 entries making it very tough judging the winners for each round and overall! Barry Daniel was the "Runner Up" in the Open Category with his macro shot of a beautiful leaf beetle and her eggs.

All of the photographs entered have been put up on Councils face book page at:-
<http://www.facebook.com/media/set/?set=a.227931700556783.75961.123109724372315>

While the winning images are also showcased at:-
<http://www.shellharbour.nsw.gov.au/default.aspx?WebPage=1558>.

Congratulations Barry.



Vivid Sydney 2011

A two (2) week festival from May 27th to June 13th that is best known for its spectacular light shows using the Opera House' sails as its back drop.

For further information visit the Vivid Sydney website, www.vividsydney.com

2011 Moran Portraiture Prize Winner .



Jack Atley, Sydney photographer, Australia's multi award winning corporate photographer Australian Press Photographer of the Year has won the world's most lucrative photographic award the Moran Contemporary Photographic Prize for 2011. Jack captured an image of 3 year old Sarah Walker

playing patty-cake with Australia's cricketing legend, Steve Waugh at the Opera House on World Rare Disease Day. Sarah continues a family tradition of capturing the hearts of people and photographers around her. During the late 1980's/early 1990's Sarah's mother would come to the club on portraiture or studio evenings and be a model as the then club members learnt how to photograph models.




Jack says the portrait highlights an important issue and some of the prize money will go towards the Steve Waugh Foundation.

The Award Winning image is reproduced with the permission of Jack Atley. (Editor).

The exhibition is open to the public at The State Library of NSW Macquarie Street, Sydney. The Exhibition is open from 21st of April - 26th June 2011

To view more of Jack's photography then visit his web site at: www.jackatley.com

Auction Night




The Wollongong Camera Club Inc

Auction Evening

Tuesday, August 9th 2011

A number of photographic items have been donated by members for auctioning. The proceeds will be shared with the member concerned and the club.






This Evening is also a:

- Macro/Close-up Practical Evening;
- Freeware software available for photographers;
- "Tell A Story" Competition will be explained.

FOR SALE

What To Bring?

- Camera;
- Batteries;
- Memory Crads;
- Tripod; Camera Manual (for reference)

The Techno Shop*Sony New Memory Cards*

Sony has launched a new range of SDHC Memory Storage cards in three categories:

1. Expert. Class 10 Cards with transfer speeds of up to 22Mbytes per second in Card Capacity of 8, 16 and 32 GB. Aimed at DSLRs, Camcorders and Advanced Compacts.
2. Experienced. Class 4 Cards with transfer speeds of 15Mbytes per seconds in Card Capacity of 2, 4, 8, 16 and 32GB. Aimed for the HD Video.
3. Essential. Class 4 Cards with transfer speeds of 15Mbytes per seconds in Card Capacity of 2, 4 and 8GB. This is their Entry Level cards.

Included with the Expert and Experience range of cards is free software, File Rescue HD, to assist in the recovery of deleted images or from damaged cards. File format recognised is JPEG, MPEG-1 and MP2 files and also the AVCHD movie format. The AVCHD file retrieval is a world first for File Rescue.

Reference www.sony.com.au

Lensbaby's Lens Sweet

Lensbaby has released another lens, the Sweet 35, to its range. This lens has a 35mm selective focus optic with a 12 blade adjustable aperture. This is the first lens of their range to have an adjustable aperture by rotating the dial on the lens' front. Its aperture range is f2.5 to f22 controlling the area of sharp focus. Visit the Maxwell website for further information.

Reference www.maxwell.com.au

Jixipix Software Applications For Mac Users

- μ **Hand Painting:** These applications will allow various effects; Black & White, Luminescent or Vintage style effects. A new app is "Hand Painting" that adds a softer and even antique colour to your images when used selectively. You can purchase and download now from the Mac App Store
- μ **Grungetastic:** The very best at creating grunge, distorted, and distressed images. With a few taps of your finger Grungetastic will transform your photo into a grungy work of art. You control everything from colors, to multiple overlays, to borders. The possibilities are truly endless.
- μ **Romantic Photo:** Creates a romantic mood or setting automatically from any picture. It has 30+ combinations of award-winning photography-style effect filters. With just one click this time saving app will give the look and feel of a romantic picture, at the same time allowing user's creative freedom to produce pictures that are truly unique.

Reference jixipix.com

Hasselblad H4D-200MS offers 200 megapixel multi-shot images

Hasselblad has announced a camera capable of producing 200MP images based on shifting its 50MP sensor. The H4D-200MS uses an extension of the company's sensor-shift, multi-shot (MS) technology to create a 200 mega pixel file from six images taken at slight offsets. It can also use the four-shot mode used by the H4D-50MS that shifts the sensor by one pixel in each direction to capture all colours at each position. The latest approach adds 1/2pixel offsets to increase the captured resolution to 200MP. At 32,000 Euros or approximately \$AUD42,710 it's a bargain or an early Christmas present. Orders should be placed early so as to not be disappointed.



Reference <http://www.dpreview.com/news/1105/11052610hasselbladMS.asp>

Datacolor Introduces Color Calibration App For iPad

Datacolor has introduced an app for the Apple iPad that allows you to use its Spider3 colour calibration system to calibrate the tablet's screen. The free SpyderGallery app can be used with both the iPad and iPad2 and allows all the images on the device to be viewed within a single colour-corrected gallery. The app requires you to own the Spyder3 calibration tool (Express, Pro or Elite) and have access to a WiFi network. It is available for download now from the Apple's App Store.

Reference <http://www.dpreview.com/news/1105/11052517datacoloriPad.asp>

Lexar Launches 500MB/s USB 3.0 CF/SD card reader

Lexar has launched a high-speed CF and SD card reader, capable of transferring data at up to 500MB/sec. The USB 3.0 device allows compatible computers to take advantage of the increased speeds of the latest UDMA Compact Flash cards as well as the emerging ultra high-speed interface (UHS-I) SDXC cards. The device also allows full-speed copying from one card to another, even if your computer communicates with the device at its full speed. The reader features a pop-up design that protects the card slots if you throw it in your bag. It will sell for around \$US49.99 in the US and £39.99 in the UK. Based on the USD that's approximately \$AUS46.80.








Reference <http://www.dpreview.com/news/1105/11051905lexarreader.asp>

Quick Tips

Converting A Colour Image To Monochrome

There are a variety of digital techniques available to convert a colour image to a Monochrome or Black & White. The most straight forward and simplest is to use the "Convert To Grayscale" in your Photo Editor. This method will produce a Monochrome Image and in doing so reduces the Image's file size to approximately 1/3rd of its original size.

Another method is to use the Split Channel "Split to RGB" to split the image into three channels of "Red", "Green" and "Blue". Each method has its particular use and will produce a slightly different Monochrome Image. The result using the Split Channels is similar to using a colour filter remembering that a particular colour filter will tend to lighten its own colour, e.g. Red Filter will lighten any "red" in the image (see the effects on the grapes in the centre image) and darken its complimentary colour (blue and cyan).

				
Original Image	Using the Convert To "Grayscale"	"Red" Channel	"Green" Channel	"Blue" Channel
3.29Mbytes	1.15Mbytes	Using the "Split To RGB" Method		
		1.32 Mbytes	1.11Mbytes	1.34Mbytes

Next time your in the digital lab grab a colourful image and then try both the above method to see what happens.

National Geographic Photographic Tips.

- μ **Good Photography** is always about recognizing and responding to the subject, not about the computer. That means shooting the right way from the start, no matter what camera you use.
- μ **The Sensor Sensitivity** (commonly referred to as ISO) is simply a measure of the sensor's sensitivity to light. If you are setting the ISO manually, here is a basic guide: 100 ISO in bright, bright sunlight; 400 ISO on a dull, dreary day; 800 or 1600 ISO for indoors under floodlights; generally speaking, the higher the ISO, the lower the picture quality.
- μ **Too Many Colours And Bad Light**, switch to black and white so that the content of the picture dominates rather than the clash of colors.

Reference <http://photography.nationalgeographic.com/photography/photo-tips/digital-photography-quick-tips/>

Start Taking Pictures With Purpose

Elizabeth Halford is from Hampshire, England has her own photographic business, writes tutorials for a Canon magazine and loves the social media of Twitter and Facebook. Elizabeth's tips are:

1. Learn Light;
2. Learn Your Camera
3. Learn Posing; *Make portraits* rather than just *take pictures*.
4. Try Bracketing;
5. Have Restraint; Set up the shot, take control of the light, capture the image and when I've got it, I move on to another.

Elizabeth writes that "... no photographer just woke up great. It's been a long haul to get where I am and I recognize that I've got a long way to go."

Reference: <http://www.digital-photography-school.com/5-ways-to-stop-being-a-luck-photographer-and-start-taking-pictures-on-purpose#ixzz1OMNd3ZTQ>

What do I look for on a Photo Walk?

Valerie Jardin is a French photographer living in Minnesota, USA. She is a busy commercial photographer specialising in interiors and food photography but enjoys travel, nature and street photography. Valerie writes "...I never go anywhere without my camera!" She also loves the social media of Twitter and Facebook. Valerie's tips when out and about is to look for "triggers":

1. The light falling on an object or a scene;
2. Colours. Your eye will be drawn to contrasting colours;
3. Lines and patterns can make interesting images.
4. Candid street photography often means finding the stage and waiting for the action to take place;
5. Street portraits;
6. Reflections;
7. Collections of things. Stacked items (like hats), fruit and vegetable displays.

Valerie's final advice was to "... get out ... and have fun".

Reference: <http://www.digital-photography-school.com/what-do-i-look-for-on-a-photo-walk-part-1-city-walk#ixzz1OMPJbvqJ>