



# In Focus

## PHOTO GROUP NEWSLETTER

### What's In This Issue

Content	Pg.
<b>Coming Up In September 2010</b> .....	1
<b>EDI Competition Entries</b> .....	2
<b>Tuesday, August 10<sup>th</sup> 2010</b> .....	3
<b>Tuesday, August 24<sup>th</sup> 2010</b> .....	4
<b>POINTSCORES: August 2010</b> .....	6
<i>Colour Prints</i> .....	6
<i>Monochrome Prints</i> .....	6
<i>Small Prints</i> .....	6
<i>EDI's</i> .....	7
<i>EDI Freestyle</i> .....	7
<b>Ken Duncan In Figtree Update</b> .....	7
<b>Member Photographic Accomplishments</b> .....	7
<b>What's On?</b> .....	8
<b>Upcoming Club Outings</b> .....	8
<b>The Techno Shop</b> .....	8
<b>Updated Competition Entry Form</b> .....	10

### Coming Up In September 2010

Tuesday	7 <sup>th</sup>	Photo Group Planning Meeting All welcome to attend
Tues	14 <sup>th</sup>	Outdoors Flash Photography Learn how to use your flash unit outdoors, both in camera and off camera flash units.
Tues	21 <sup>st</sup>	Closing Date; EDI Competition Entries
Tues	28 <sup>th</sup>	Competition: "Open"

### October

**CLUB MEETINGS**  
2nd and 4th Tuesday of Each Month  
at 7.30pm  
FIGTREE HEIGHTS PRIMARY  
SCHOOL  
St Georges Avenue & Lewis Drive  
FIGTREE  
Vehicle entrance via Lewis Drive  
FIGTREE  
UBD Map: 34 Ref: P6

Club Address: **P.O Box 193**  
**FIGTREE, NSW. 2525**

*Phone Contact:*  
Greg Delavere 4285 6573

*Club Website:*  
<http://www.wollongongcameraclub.org.au>

*Enquiries:*  
[publicofficer@wollongongcameraclub.org.au](mailto:publicofficer@wollongongcameraclub.org.au)

*Competition Entries by email*  
[photocomp@wollongongcameraclub.org.au](mailto:photocomp@wollongongcameraclub.org.au)

*Photo Group Newsletter Editor:*  
[editor@wollongongcameraclub.org.au](mailto:editor@wollongongcameraclub.org.au)



We welcome the following new member to the Photographic Group: Tony Reynolds.

**EDI Competition Entries.**

During recent review of the club’s current EDI Entry practices the following was decided:

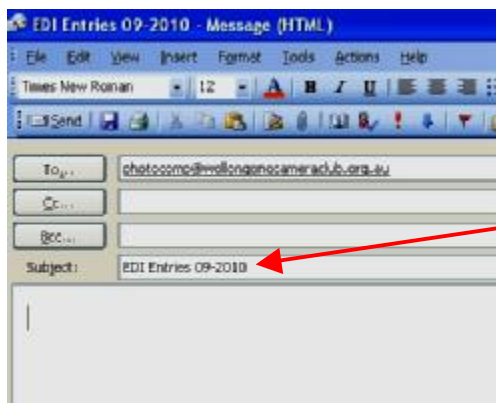
1. All Entries will comply will the “File Name” as it is outlined in the Competition Rules B.3.2.6 (Revision 11); and
2. No future Entries (October 2010) will be accepted if they do not confirm with the above File Naming convention.

B3.2.6 File Name should be unique e.g. “YearMonthName” (e.g. 0609jsm1) and the same as on the Entry Form remembering that all “Entries” will be copied onto one (1) data storage device prior to showing.

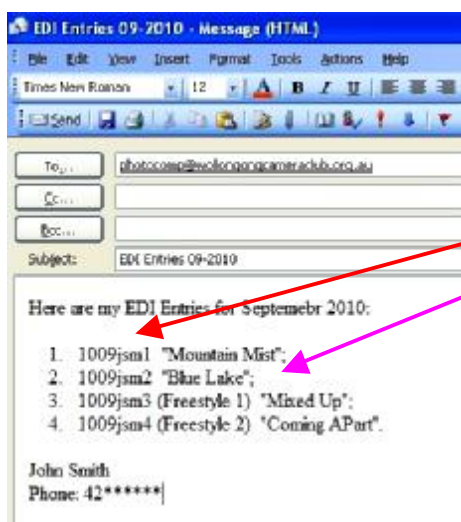
What does this mean? If “John Smith” is entering a general EDI, then the “File Name” of that entry will be: 1009jsm1.jpg, the 2<sup>nd</sup> entry will be 1009jsm2.jpg.

1. The “10” is the Year,
2. “09” is the Month (in this example September);
3. “j” for John;
4. “sm” for Smith; and
5. “1” the first entry, “2” for the second entry and so on.

Your email for entering your entry:



In the **email “Subject Line”** use EDI Entries MM-YYYY.  
Example “EDI Entries 09-2010”



In the **body of the email** submitting your EDI Entries you identify your entries by:

1. “File Name”; and
2. Also the “Title” of each entry submitted.

The “Title” is very important for both the Entry Database and for archiving the image for later use in club presentation/s

All members are requested to use the new Entry Form, downloaded from the club’s website or can be picked up on the back desk at the club’s meetings. A copy is included at the end of this Newsletter.

**Tuesday, August 10<sup>th</sup> 2010**

Greg Delavere welcomed 31 members and 4 visitors to this evening's meeting. Greg mentioned the following for the members:

- μ FCC Interclub 2010. Member entries are required by Monday August 16<sup>th</sup> at the latest. Arrangements with Val Porter who is organising the prints section.
- μ Rocks Tour, Sunday August 29<sup>th</sup> 2010. Those intending to go have to have their money in by Thursday, August 12<sup>th</sup>. Please see Don Estell for payment.
- μ EDI Competition Results. The judge's comments and results are on the club's website.
- μ Photographer Request. The Macarthur Health Services Fundraiser, club has received a requested some assistance in during fundraiser. Further details when they become available.
- μ DNA Framing Sales. DNA Framing at Oak Flats is having a sale. Visit their website or factory for specials.

Greg then presented the Competition Awards for the June EDI Freestyle and the July Competitions. Well done everyone that received an Award.

Greg then introduced this evening's guest speaker, David Miller FAPS AFIAP. David lives in Lidcombe and has been an active photographer for many years. He is the founding member of Dooley's Camera Club at Lidcombe and in 3 years the club's membership has grown to 55. David is an accomplished Action photographer and has covered a diverse sporting events (Melbourne Commonwealth Games in 2006 and the Sydney Paralympic in 2000) and Social Documentary (Rural Fire Service). David's sporting subject is very diverse including Wheelchair dancing, rodeo, gymnastics, contortionists, weight lifting and athletics and is an accredited Photographer for the national basketball league. David has taken out several significant photographic Awards in International, National & local competitions. David is extremely proficient with his Photoshop skills. With this in mind David has come to speak to the members about some of Photoshop's Features.



David said that his aim for this evening was to present 3 things for those present to learn. He said that he could speak on a lot more but would limit it to just 3. David said that he recently updated his Photoshop Editing Package to CS5 and this would be what he will be demonstrating.

1. Cloning. David with the assistance of an image demonstrated how to clone an object from within the image and place it in another area. David commented that he used this to removed unwanted objects, especially in the background, from his images. David also demonstrated CS5's capabilities with a new tool "Content Aware". With this tool the editor is able to remove a selected object within the image with details from the surrounding area. The Content Aware tool analyses the area and replaced the selection with what the programme thinks it should be. In this case David had a stone wall with a shield on it. David selected the shield and with the Content aware tool was able to replace that selected area with stone work from the stone wall. David also demonstrated how easy it was to replace a pole with sky.
2. Editing History. David demonstrated how a photographer during the editing process can use the "History" to more back and forth in the changes that occurred during the editing process. David commented that using this method the photographer is able to go to the exact edit that they want to alter. David used a portrait image and demonstrated how to select a certain edit and then alter that to produce a different effect.
3. Adjustment Layers. David said that he uses this method particularly with Studio Portraits and in editing the background/s. By duplicating the background, David said he is then able to insert an Adjustment Layer where he would make various adjustments (Levels, Curves, etc). David again demonstrated this with a studio portrait with a white background. David was able to select the background's "colour" and then edit it, lighten or darken, as required. David then used the dodge (to lighten) and burn (to darken) tools where necessary to blend the background with the main subject.
4. Crop. David said that "cropping" had a personal appeal and that it was necessary to use all the time. David commented that in Sports' Photography it was necessary to shoot with a slightly wider angle lens and then edit the image. He said that using a telephoto zoom to get in close could result in arms,

legs or even the head being “out of the photo”. So it’s best to get the whole picture and then adjust in the editing room.

David gave us a list of Resources, especially for Adobe’s Photoshop. This list isn’t exhaustive but a starting point to learn more.

- μ Photoshop Tutorial. [www.photoshopessentials.com](http://www.photoshopessentials.com)
- μ [www.russellbrown.com/tips/tech.html](http://www.russellbrown.com/tips/tech.html)
- μ For tools, [www.topaz/abs.com](http://www.topaz/abs.com)
- μ For Tilt Shift Lens effects, [www.tiltshiftmaker.com](http://www.tiltshiftmaker.com)
- μ Forum, [www.photoshopnews.com](http://www.photoshopnews.com)

## **Tuesday, August 24<sup>th</sup> 2010**

President Greg Delavere welcomed all to this evening’s meeting. There were 29 members, 1 new member and 2 visitors. Greg apologised that he had left his written agenda at home with the Competition awards. He’ll make it next time.

Greg mentioned the following for the members:

- μ FCC Interclub 2010. The selection committee of Barry and Eunice Daniel, Val Porter, Dawne Harridge and Geoff Gray have viewed the members’ entries and selected the images for sending to the competition.
- μ FCC Interclub Exhibition. Will held at the North Sydney Leagues Club 12 Abbott Street, Cammeray on Monday, October 4<sup>th</sup> 2010.
- μ Rocks Walking Tour Outing. Email sent to those going with travel/meeting details. So far 9 members attending.
- μ Club’s Digital Projector. Management Committee investigating a possible replacement. These units are expensive and looking into possible grants.

Greg then introduced our judge for the evening, Nic Peters, who had traveled from Schofields, in Sydney’s outer northwestern suburbs. Nic is a Vietnam veteran and purchased his first SLR whilst serving in Vietnam. At that time he took mainly slides. In 1985 Nic’s photographic journey changed when he joined Blacktown City Photographic Club. He has been President of Blacktown City Photographic Club for approximately 12 years.

Nic has been on the FCC Committee for two years and is also a member of APS attending many APSCON meets. He has formed many wonderful friendships along his photographic journey and he now spends time helping others improve their photography.



Nic commenced his critiquing with the Monochrome Prints. Nic said that simple things and creative images are what he likes and that he was looking for the use of “weather” to produce an old world effect thus adding another dimension to the taken image. Nic said that the use of “softness” and “selective blur” to isolate the main subject from the other objects within the image will create this old world effect.

Nic commented on a number of entries that were in the panorama format. He pointed out that there evidence of the joining, stitching, of the images and suggested that the photographer use the “Burn” tool to feather around these join areas to reduce the joining effect.

Nic said that Fog or Haze produces softness in the image but he also added that the photographer also has to capture the detail of objects within the “foggy” areas. Fog and haze in itself can create an emotion that produces atmosphere for the viewer. To increase this effect, Nic suggested that some human interest should be included, whether in the foreground or out in the distance background. This also produces a scaling affect for the image.

In a few entries Nic asked “what is the subject?” as other object were more dominant than what he thought should be the main subject. Nic’s advice to the photographer/s is to crop the image. But the photographer should look before operating the shutter, however the image can be cropped in the postproduction. He demonstrated this with one entry where a woman with her back to the camera was holding a bag by her side. Nic’s advice was to ask the woman to hold the bag in front of, out of the view of the camera. This would add to the appeal of the image. If it isn’t possible, then to clone the bag out of the image during the editing/post production stage. Also on the subject of cloning, Nic said that a print or two had evidence of “spots”, whether these resulted from dust on the sensor or lens, but with selective cloning with remove these “spots”.


Nic asked everyone “...did anyone get wet photographing their images?” Then Nic related a personal story about how he experienced a degree of wetness but the camera remained dry.

Sea/water related images dominated the print entries and Nic offered the following advice. Use the “dodge” or “Burn” tool to adjust the water’s foam/spray so that it doesn’t appear burnt out Nic also said that the use of the Gradient Filter could also be utilised to improve the burnt out areas.


Finally Nic spoke about clouds, especially storm clouds. These when used correctly sets the mood of the image however the choice of format also adds to the image’s appeal, whether it is a panorama, portrait, landscape or square. The choice is the photographers.

Nick awarded the following after he had critiqued the various classifications:


Small Prints: 16 Entries received from 8 Entrants.

	<p><i>Best In Section:</i>                    <b>“Storm Front”</b>, Warren Causer</p> <p><i>Merits (3):</i>                       Cathy Ashcroft, Warren Causer, John Zamuner</p> <p><i>Credits (2):</i>                     Vicki Packer, John Zamuner</p>
---	---

Monochrome Prints: 29 Entries received from 15 Entrants.

	<p><i>Best In Section:</i>                    <b>“Sydney Harbour 027B”</b>, Jo Raseta</p> <p><i>Merits (5):</i>                       Geoff Gray, Bill Mowbray (2), Brian Pembridge, Jo Raseta</p> <p><i>Credits (3):</i>                     Stephen Balson, Les Hope, Colin Marshman</p>
---	--

Colour Prints: 39 Entries received from 21 Entrants.

	<i>Best In Section:</i>	<b>“Washed Out”</b> , Geoff Gray
	<i>Merits (5):</i>	Barry Daniel, Eunice Daniel, Greg Delavere, Allayne Foley, Geoff Gray
	<i>Credits (3):</i>	Geoff Gray, Colin Marshman, Val Porter

### POINTSCORES: August 2010

The 2010 Competition Pointscore has only a couple of months to run. The August EDI Freestyle and EDI Competitions' results were not available at the time of this Newsletter's printing.

#### Colour Prints

Vivienne Noble	49	Sandra Bennetts	26	Norm Melvin	14
Geoff Gray	47	Val Porter	26	Sandra Tibbitts	12
Greg Delavere	46	Les Hope	22	Rob Martin	10
Colin Marshman	46	Eunice Daniel	20	Jim Ollis	8
Craig Parker	44	Phil Frkovic	20	Warren Causer	6
Stephen Balson	38	April Quinn	20	Bill Mowbray	6
Lilian Hope	35	Bruce Shaw	20	Vicki Packer	6
Helen Robinson	32	Martin Cook	18	Jackie Schneider	3
Barry Daniel	30	Kathy Pond	18	Robert De Nardo	2
Dawne Harridge	30	Tera Wheway	18	John Prior	2
Jo Raseta	29	Max Baez	16	Al Cartwright	1
Allayne Foley	27	Laurie Fullerton	15		

#### Monochrome Prints

Craig Parker	57	Dawne Harridge	28	Norm Melvin	11
Greg Delavere	49	Val Porter	28	Kathy Pond	8
Colin Marshman	48	Helen Robinson	27	Barry Daniel	6
Les Hope	44	Sandra Bennetts	24	Eunice Daniel	6
Stephen Balson	40	Bruce Shaw	18	Laurie Fullerton	6
Vivienne Noble	37	Sandra Tibbitts	15	Vicki Packer	4
Geoff Gray	36	Bill Mowbray	14	Tera Wheway	2
Allayne Foley	31	Brian Pembridge	14	Martin Cook	1
Jo Raseta	31	Max Baez	12	Jackie Schneider	1

#### Small Prints

Cathy Ashcroft	45	John Zamuner	31	Nicky Hira	14
Chris Butcher	42	Warren Causer	21	Robert De Nardo	9
Loreen Whiddett	35	Jackie Schneider	19	Taryn Wear	8
Siegfried Clever	33	Lynley Olsson	16	Milly Hira	6
Vicki Packer	31			Janne Bradley	4

*EDI's*

Craig Parker	61	Kathy Pond	32	John Zamuner	14
Vivienne Noble	45	Bruce Shaw	32	Allayne Foley	10
Rob Martin	44	Warren Causer	28	Ian Simpson	10
Tera Wheway	40	Val Porter	28	Brian Harvey	8
Vicki Packer	38	Jo Raseta	26	Paul Chad	6
Sue Shaw	38	Geoff Gray	24	Robert De Nardo	6
Stephen Balson	37	Jackie Schneider	22	Milly Hira	6
Siegfried Clever	37	Sandra Bennetts	18	Norm Melvin	6
Dawne Harridge	36	Chris Butcher	18	Bill Mowbray	6
Anna Fitzgerald	34	Lynley Olsson	18	David Schmelitschek	6
Colin Marshman	32	Cathy Ashcroft	16	Nicky Hira	5

*EDI Freestyle*

Kathy Pond	25	Chris Butcher	8	Norm Melvin	6
Bruce Shaw	16	Vicki Packer	7	Sandra Bennetts	4
Vivienne Noble	15	Greg Delavere	6	Brian Harvey	2
Rob Martin	14	Anna Fitzgerald	6	Bill Mowbray	2
Stephen Balson	13			Lynley Olsson	2

The next competition, September, is an "Open" Competition. There is **NO** EDI Freestyle Competition for September.

**Please Note:** The last "Set Subject" for the Year will be the October Competition. This will be "Emotions". It's a good time to be looking and finalising your entries for this Set Subject. Members are reminded that any entry that does not match the above guidelines will not be accepted for this competition.

**Ken Duncan In Figtree Update**

On Saturday night, August 28<sup>th</sup>, Ken Duncan was the guest speaker at the Figtree Anglican Church. During the introduction and brief interview Ken was asked a number of "photographic" questions. He had a number of advices but one that stood out was "patience". He said that he has been set up at some venue waiting "for that moment" however many photographers had arrived and "snap, snap, snap.." then left. He believes that patience, in one way or another, is very much part of his success. Ken was asked about his camera equipment. He produced a red (they go faster...) panorama camera, his trademark. He said his camera had gigabytes, not limited to 20 or so megapixel, and it was film based. Yes Ken still uses film. Ken then continued to talk about his life, his photography and how they entwined. Later Ken was available to sign any of his merchandise purchased and talk to one on one.

**Member Photographic Accomplishments**

Craig Parker continues to enter and receive Acceptance levels for his images. This time Craig has entered the Tasmanian National Circuit that includes the Tamar Valley National, Northwest National and the Tasmanian National. Craig entered 4 Colour Prints, 4 Monochrome Prints and 4 EDI's. His results were:

- μ **TAMAR Valley National:** 7 Acceptances including 3rd Place Monochrome Print (Motorbike Jump #3) and Highly Commended Colour Print (Tailwind);
- μ **NORTHWEST National:** 9 Acceptances;
- μ **TASMANIAN National:** 9 Acceptances including 3rd Place Monochrome (Fishing Before The Storm), Highly Commended Monochrome Print (Digger On Parade) and 3rd Place Colour Print (Seacliff Sunrise).
- μ **Adelaide National:** Entered 4 Colour Prints and 4 Monochrome Prints. Results 7 Acceptance with 2 Merits;

- μ **Perth National:** Nature Prints 4 Entries with 3 Acceptances. Monochrome Prints 4 Entries with 3 Acceptances. Craig's result includes 4 Acceptances for Images not previously entered into any National.

Congratulations and well done Craig.

Greg Delavere also has been entering Nationals. So far the Editor has received advice of:

- μ **Adelaide National:** Results 3 Acceptances.

Well done Greg and keep up this good work.

## What's On?



### **Wollongong Pictorial Mafia Exhibition 3rd Annual Exhibition of Photography September 1st ~ 12th 2010**

Project Contemporary Artspace. 255 Keira St, Wollongong  
(Near Dick Smiths Electronics Store)  
**OpenTimes:** Wed ~ Fri 12pm ~ 6pm; Sat/Sun 11am ~ 4pm



### **Spirit of the Land Lockhart Photographic Exhibition 9th - 10th October 2010**

For further details visit their website:  
[www.spiritofthelandlockhart.com.au](http://www.spiritofthelandlockhart.com.au)

## Upcoming Club Outings




### **Sports/Action Photography Evening. Unanderra Velodrome**

Friday, October 15<sup>th</sup> 2010. Meeting at 7.00pm  
Meet at the Velodrome, Prices Highway Unanderra.  
Further details closer to the evening. All welcome.

## The Techno Shop

### *Canon Develops 120 Megapixel APS-H CMOS sensor*



Canon has announced that it has developed the world's first 120 megapixel APS-H CMOS sensor that would fit inside its EOS-1D series professional DSLR cameras. This sensor is approximately 7.5 times larger than Canon's highest commercially available sensor. It can develop HD Video Recording and capture images at 9.5fps (frames per Second). Currently Canon has not intention to go into production with this sensor.

Reference: <http://www.dpreview.com/news/1008/10082410canon120mpsensor.asp>

### *Sony Unveils SLT A55 and A33 With Translucent Mirror Technology*

Sony's SLT A55 and SLT A33 digital cameras are the first to incorporate the company's translucent mirror design. They have a fixed, semi-transparent mirror redirecting a small amount of light to the AF sensor while allowing the rest through onto the main imaging sensor. The A55 has a 16.2MP sensor with the A33 having a 14.2MP sensor. Both feature a large LCD, full HD video recording and ISO sensitivity up to 12,800. The A55 also features built-in GPS. Priced at \$749 and \$649 respectively, the A55 will be available from October, while the A33 will hit the markets earlier, in September.



Reference: <http://www.dpreview.com/news/1008/10082421sonyslta55a33.asp>

### *Carl Zeiss on show at 2010 Photokina, Cologne*



The Carl Zeiss Stand invites the visitor to experience its 120-year history of lens development and incorporates a walk through lens that was first introduced in 2008. This introduction represents the company's past foundations for its future development. Carl Zeiss is able to keep photographers informed through the social networks of Facebook ([www.facebook.com/carlzeisslenses](http://www.facebook.com/carlzeisslenses)) and Twitter ([www.twitter.com/carlzeisslenses](http://www.twitter.com/carlzeisslenses))

Reference: <http://www.dpreview.com/news/1008/10082418carlzeissphotokina2010.asp>

### *Panasonic updates PHOTOfun STUDIO*

Panasonic PHOTOfun STUDIO 5.0 HD and 5.2 HD both correct an identical issue whereby video clips shorter than two seconds sometimes couldn't be played back by the camera, after being written back to the SD card by the PC application. This is now corrected in the latest 5.0L317 and 5.2L126 versions of PHOTOfun STUDIO. In addition, PHOTOfun STUDIO 5.0 HD incorporates changes made in the previous 5.0L309 update, which improve MPEG2 (PAL) format conversion image quality, and correct a problem with MPEG2 (PAL) format files being vertically stretched when played back in Windows Media Player and certain other applications.

Reference: <http://www.imaging-resource.com/NEWS/1282932760.htm/>

### *Nik Software Announces New HDR Efex Pro Software*

Nik Software (<http://www.niksoftware.com>) has announced HDR Efex Pro, a completely new HDR imaging toolkit designed to help photographers quickly and easily achieve the full spectrum of HDR enhancements from the realistic to artistic. With HDR Efex Pro, photographers can also create the popular and dramatic HDR look from a single image. This feature enables photographers to reprocess images in which either an exposure series was not previously shot or for subject matter that does not lend itself to multiple exposures.

Reference: <http://www.imaging-resource.com/NEWS/1282751210.html>

**Updated Competition Entry Form**

<b>Date:</b>	<b>Member's Name:</b>	<b>C/M/BS</b>	<b>Points</b>
<b>Colour Prints</b>	1.		
	2.		
<b>Mono Prints</b>	1.		
	2.		
<b>Small Prints</b>	1.		
	2.		
<b>Freestyle</b>	1		
	2		
<b>EDI's</b>	1.		
	2.		
<i>Example</i>	0601jsm1 – Driftwood		

**NOTE: An entry form MUST BE SUBMITTED and include details of all prints and EDI entries**

Please note the change to the EDI File Naming as per the Competition Rules B3.2.6